DocuSign Envelope ID: C635FCAE-DDED-4B6A-BFFE-AE4510E73B7A

WSP USA
434 FAYETTEVILLE STREET
SUITE 1500
RALEIGH, NC 27601
TEL: 1.919.836.4040
FAX: 1.919.836.4099
LICENSE NO. F-0165

PROJECT REFERENCE NO.	SHEET NO.
17BP.14.R.176	2A-1
R/W SHEET NO.	

ROADWAY DESIGN ENGINEER

NORTH CAROLINA PROFESSIONAL SEAL 043139 ENGINEER HOLLY CHRISTENBURY

DocuSigned by: Holly Christenbury 12/1/2019

DOCUMENT NOT CONSIDERED FINAL UNLESS ALL SIGNATURES COMPLETED

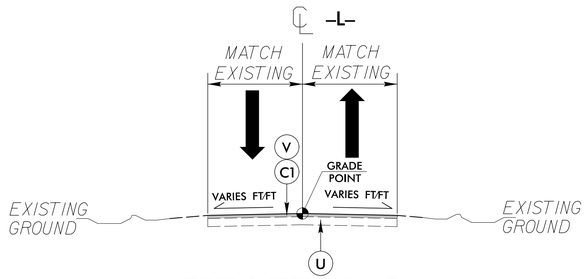

TYPICAL SECTION NO. 1

MILL –L– STA. 9+00.00 TO STA. 9+25.00
MILL –L– STA. 13+69.00 TO STA. 13+94.00

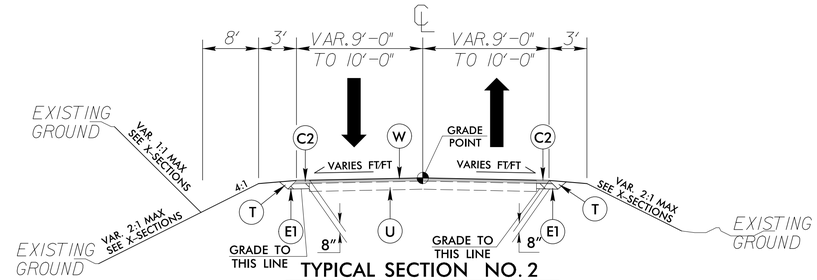

TYPICAL SECTION NO. 2

(USE IN CONJUNCTION WITH DETAIL B)
–L– STA. 9+25.00 TO STA. 11+01.77
–L– STA. 13+05.83 TO STA. 13+69.00

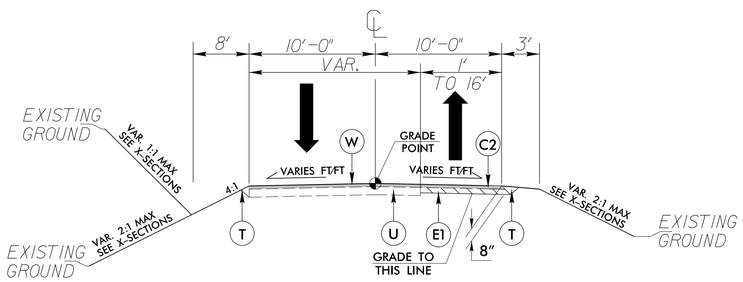

TYPICAL SECTION NO. 3

(USE IN CONJUNCTION WITH DETAILS A,B&C)
–L– STA. 11+01.77 TO STA. 11+76.17 (BEGIN BRIDGE)
–L– STA. 12+21.17 (END BRIDGE) TO STA. 13+05.83

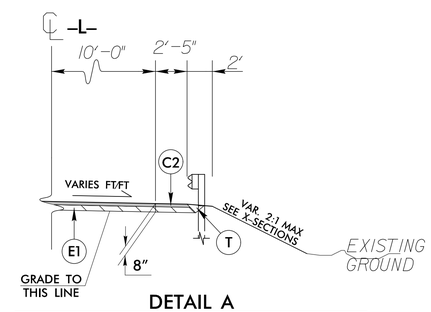

DETAIL A

GUARDRAIL

–L– STA. 11+35.46 TO 11+85.46 (RT)
–L– STA. 12+11.88 TO 12+42.50 (LT)
–L– STA. 12+26.22 TO 12+80.34 (RT)

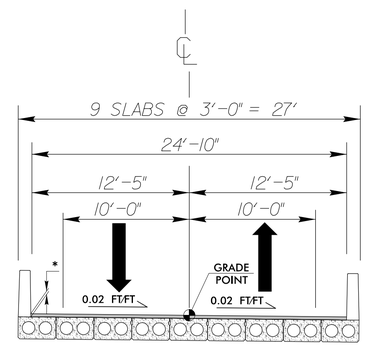

BRIDGE TYPICAL SECTION

–L– STA. 11+76.17 TO STA. 12+21.17
*SEE STRUCTURES PLANS

PAVEMENT SCHEDULE

C1	PROP. APPROX. 1.5″ ASPHALT CONCRETE SURFACE COURSE, TYPE S9.5B, AT AN AVERAGE RATE OF 165 LBS. PER SQ. YD. IN EACH OF TWO LAYERS.
C2	PROP. APPROX. 3″ ASPHALT CONCRETE SURFACE COURSE, TYPE S9.5B, AT AN AVERAGE RATE OF 165 LBS. PER SQ. YD. IN EACH OF TWO LAYERS.
C3	PROP. VAR. DEPTH ASPHALT CONCRETE SURFACE COURSE, TYPE S9.5B, AT AN AVERAGE RATE OF 110 LBS. PER SQ. YD. PER 1″ DEPTH TO BE PLACED IN LAYERS NOT LESS THAN 1″ IN DEPTH OR GREATER THAN 1½″ IN DEPTH.
E1	PROP. APPROX. 5″ ASPHALT CONCRETE BASE COURSE, TYPE B25.0C, AT AN AVERAGE RATE OF 570 LBS. PER SQ. YD.
E2	PROP. VAR. DEPTH ASPHALT CONCRETE BASE COURSE, TYPE B25.0C, AT AN AVERAGE RATE OF 114 LBS. PER SQ. YD. PER 1″ DEPTH TO BE PLACED IN LAYERS NOT LESS THAN 3″ IN DEPTH OR GREATER THAN 5½″ IN DEPTH.
J	PROP. 8″ AGGREGATE BASE COURSE.
R1	SHOULDER BERM GUTTER
R2	EXPRESSWAY GUTTER
T	EARTH MATERIAL.
U	EXISTING PAVEMENT.
W	WEDGING (SEE DETAIL THIS SHEET).

NOTES:
1. ALL SLOPES ARE 1:1 UNLESS OTHERWISE NOTED.

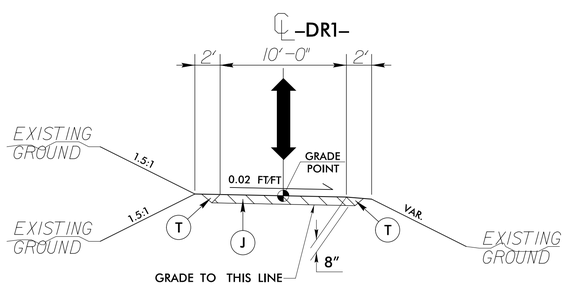

TYPICAL SECTION NO. 4

–DR1– STA. 10+10.00 TO STA. 11+20.00
–DR2– STA. 10+06.09 TO STA. 10+23.00
–DR3– STA. 10+05.00 TO STA. 10+33.00

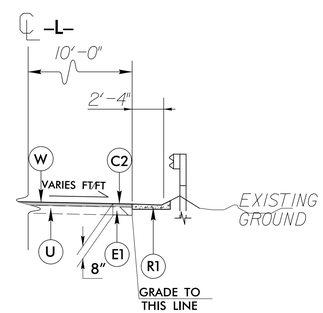

DETAIL B

SBG

–L– STA. 9+25.00 TO 11+59.40 (LT)

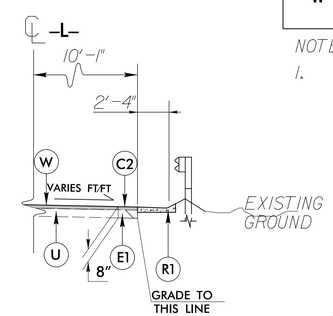

DETAIL C

SBG

–L– STA. 11+38.00 TO 11+70.94 (RT)

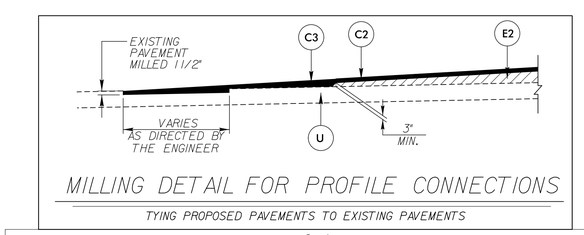

MILLING DETAIL FOR PROFILE CONNECTIONS

TYING PROPOSED PAVEMENTS TO EXISTING PAVEMENTS

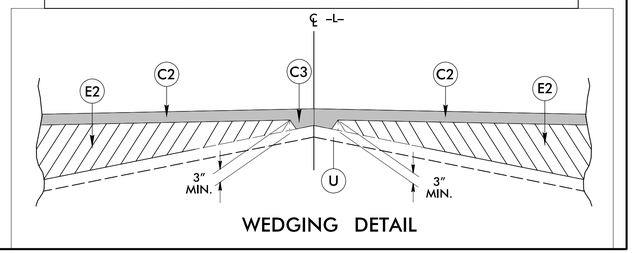

WEDGING DETAIL

REVISIONS

8/17/99

8/13/2018
R:\Roadway\Proj\17BP.R.176_Rdy_typ.dgn
USER: 04402